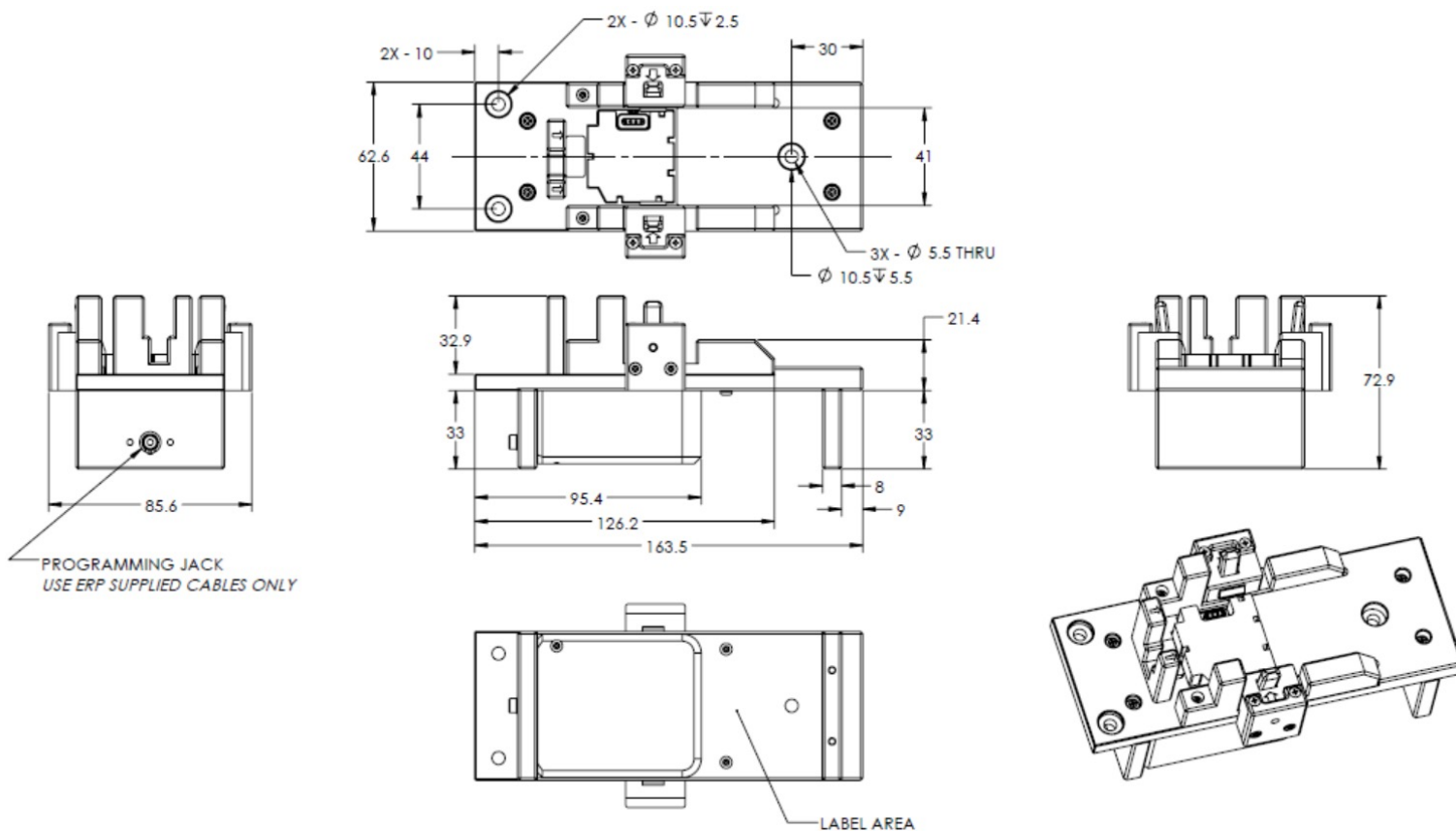


Programming Cradle for use with PRH LED Drivers

1 - PROG-PRH-CRADLE



2 - APPLICATIONS

- For use with the following ERP LED Drivers:
 - PRH-SXZ 20/30/50W
 - PRH-SZ 20/30/50W
 - PRH-SXT 20/30/50W
 - PRH-ST 20/30/50W
- Ordering part number PROG-PRH-CRADLE
- Requires use with ERP programming cable (part number: PROG-JACK-USB)

3 - LABEL

PROG-PRH-CRADLE

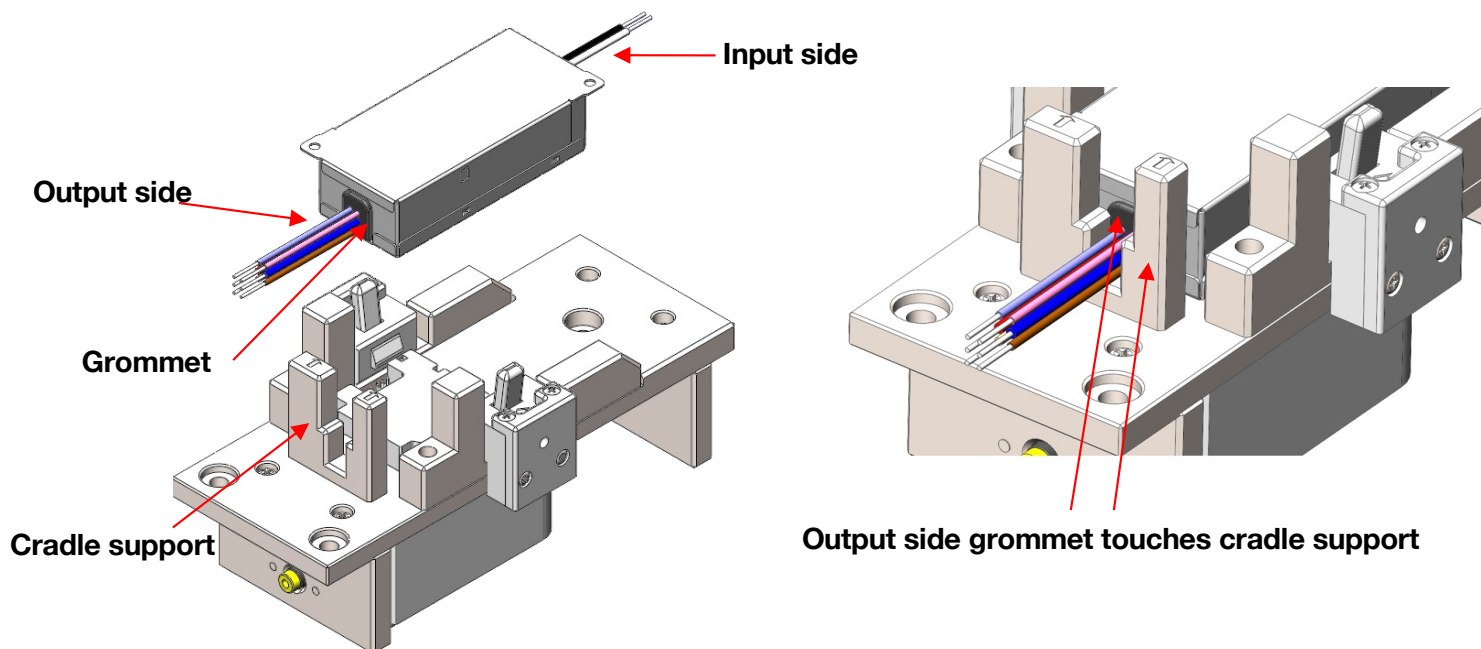


For PRH-SXZ, PRH-SZ,
PRH-SXT, PRH-ST
driver series programming

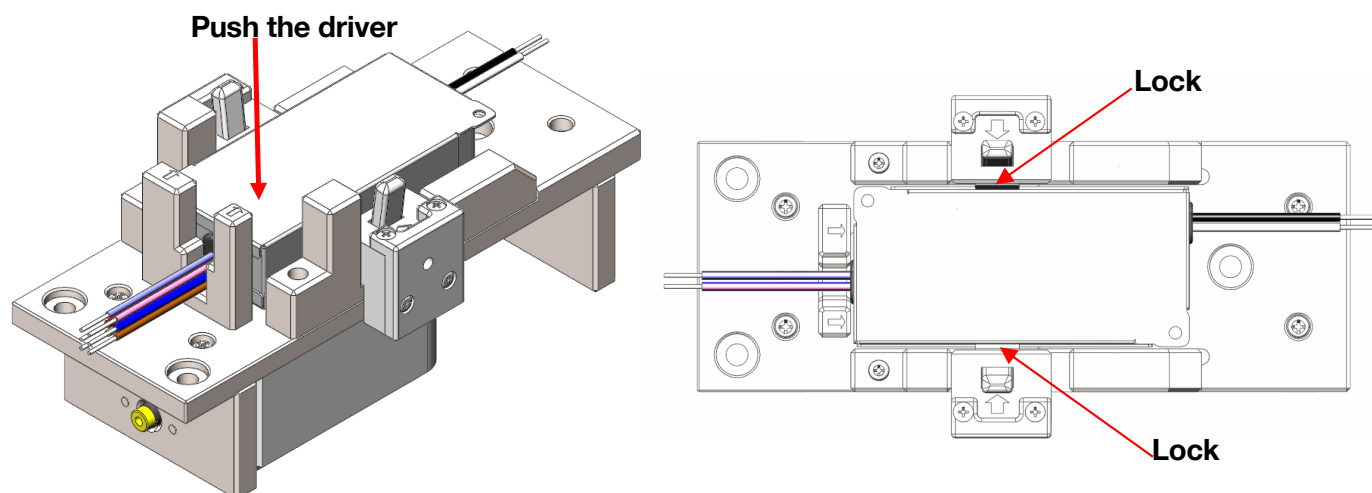
Caution! For use only with ERP LED drivers

Programming Cradle for use with PRH LED Drivers

■ 4 - USAGE INSTRUCTIONS



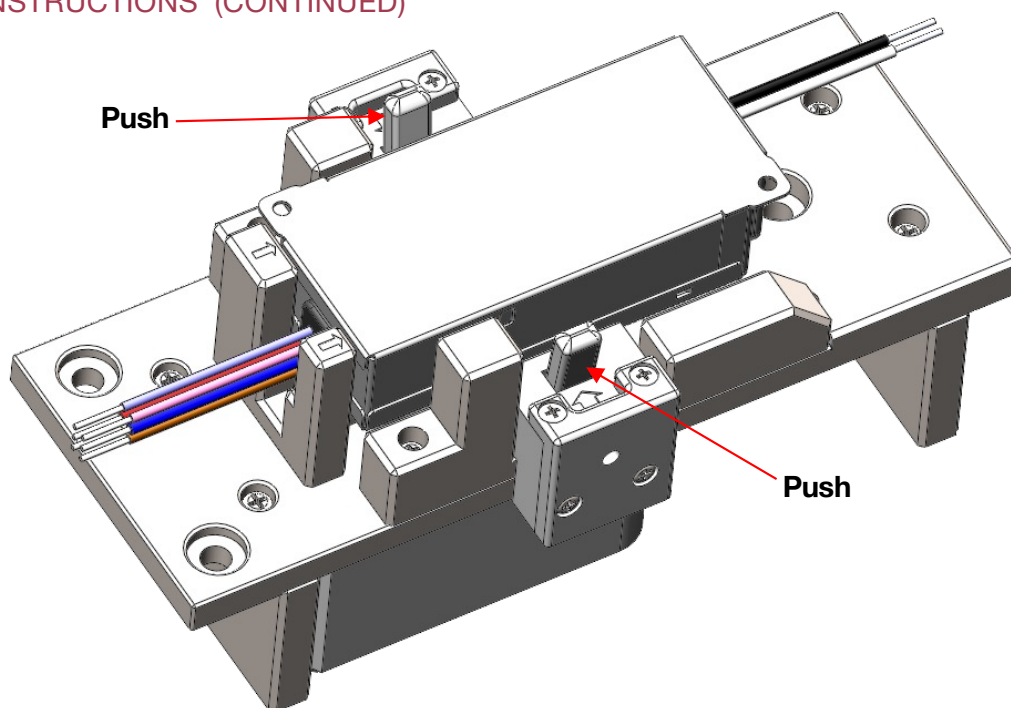
Step 1: Insert the driver into the cradle with the output side of the driver facing the cradle support. Ensure that the output side grommet (the rubber) touches the cradle support for proper placement.



Step 2: Push the driver all the way to the end. The cradle lock will automatically hold the driver in place. Pogo pins will align and contact PCB pads.

Programming Cradle for use with PRH LED Drivers

■ 4 - USAGE INSTRUCTIONS (CONTINUED)



Step 3: Use the two fingers to push the button to unlock and release the driver when programming is done.

USA Headquarters

Tel: +1-805-517-1300
Fax: +1-805-517-1411
2625 Townsgate Road, Suite 106,
Westlake Village, CA 91361, USA

CHINA Operations

Tel: +86-756-6266298
Fax: +86-756-6266299
No. 8 Pingdong Road 2
Zhuhai, Guangdong, China 519060

ERP Power, LLC (ERP) reserves the right to make changes without further notice to any products herein. ERP makes no warranty, representation or guarantee regarding the suitability of its products for any particular purpose, nor does ERP assume any liability arising out of the application or use of any product or circuit, and specifically disclaims any and all liability, including without limitation special, consequential or incidental damages. "Typical" parameters which may be provided in ERP data sheets and/or specifications can and do vary in different applications and actual performance may vary over time. All operating parameters, including "Typicals" must be validated for each customer application by customer's technical experts. ERP does not convey any license under its patent rights nor the rights of others. ERP products are not designed, intended, or authorized for use as components in systems intended for surgical implant into the body, or other applications intended to support or sustain life, or for any other application in which the failure of the ERP product could create a situation where personal injury or death may occur. Should Buyer purchase or use ERP products for any such unintended or unauthorized application, Buyer shall indemnify and hold ERP and its officers, employees, subsidiaries, affiliates, and distributors harmless against all claims, costs, damages, and expenses, and reasonable attorney fees arising out of, directly or indirectly, any claim of personal injury or death associated with such unintended or unauthorized use, even if such claim alleges that ERP was negligent regarding the design or manufacture of the part. ERP is an Equal Opportunity/Affirmative Action Employer. This literature is subject to all applicable copyright laws and is not for resale in any manner.